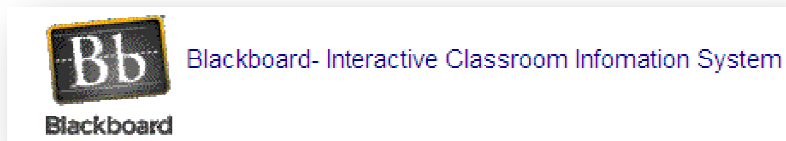




Instructions for Logging into Blackboard

1. Click the Blackboard link on the WBMS home page



2. You will find a label affixed to the inside front cover of your child's student planner. On the label is your child's name and school ID. This information is used to create your child's user name and password. The format is as follows:

- a. User Name: *first initial, last name and last four digits of school ID*
 - i. Example: dbrown1234
- b. Password: *last five digits of school ID*
 - i. Example: 01234

3. Using the username and password, login at this window:

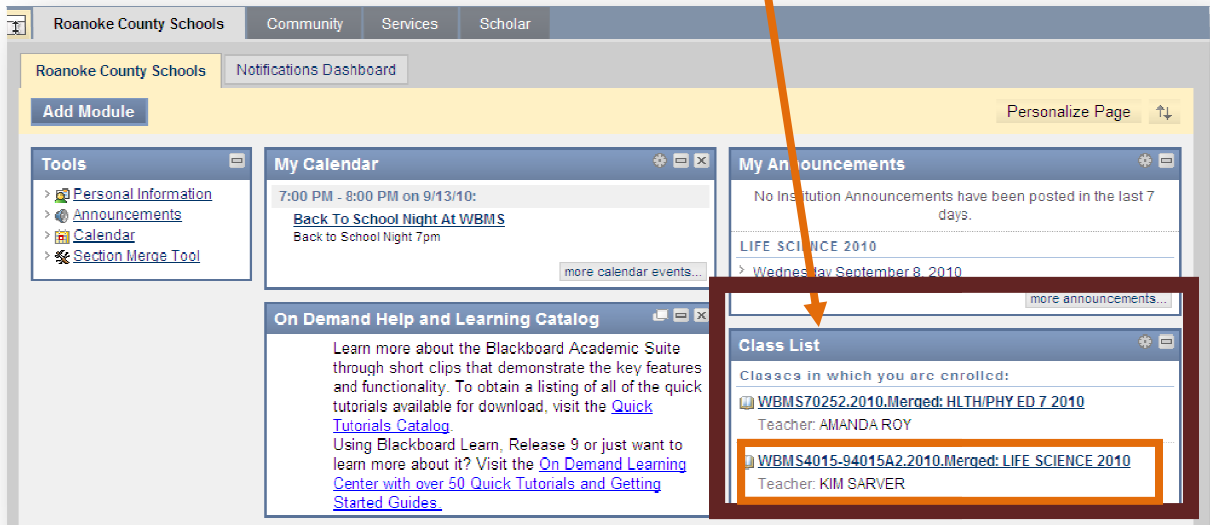
Have an account?

Please enter your credentials and click the Login button below.

Username:

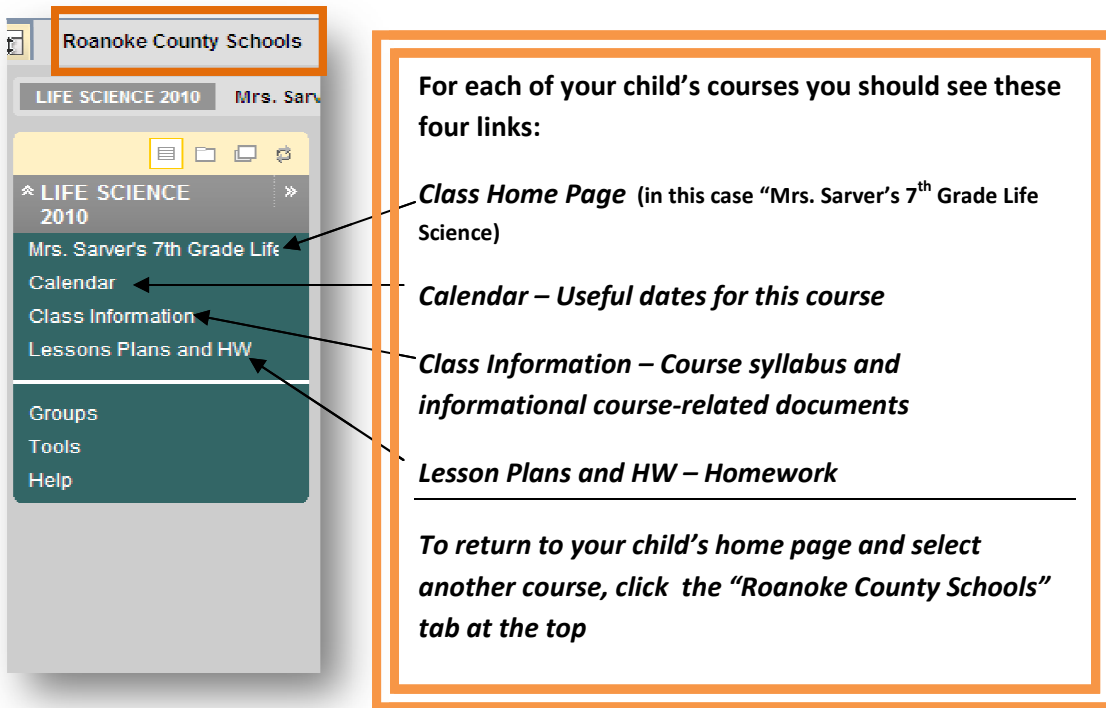
Password:

4. This is your child's "Home Page" from where courses will be accessed:



5. Select a course.

6. Once you enter the course you will see a menu like this to your left:



7. Don't forget to "Log Out" at the top of the page

